

KOMFORT EC S5B 270

Heat and energy recovery air handling units

Features

- Air handling units for efficient supply and exhaust ventilation in flats, houses, cottages and other buildings.
- Heat recovery minimizes ventilation heat losses during cold season and reduces air conditioner load during hot season.
- Controllable air exchange provides the best indoor microclimate.
- Compatible with round Ø 125 mm air ducts.



Air flow:
up to 300 m³/h
83 l/s



Heat recovery efficiency:
up to 98 %



Design

- The casing is made of expanded polypropylene (EPP) plates, 15–26 mm thick, possessing high heat- and sound-insulating properties.
- The unit is equipped with service panels for convenient maintenance of filters and heat exchanger.
- The spigots are located at the top of the unit and are rubber sealed for airtight connection to the air ducts.

Fans

- High-efficient external rotor EC motors and centrifugal impellers with backward curved blades are used for air supply and exhaust.
- EC motors have the best power consumption to air flow ratio and meet the latest demands concerning energy saving and high-efficient ventilation.
- EC motors are featured with high performance, low noise level and totally controllable speed range.
- Dynamically balanced impellers.

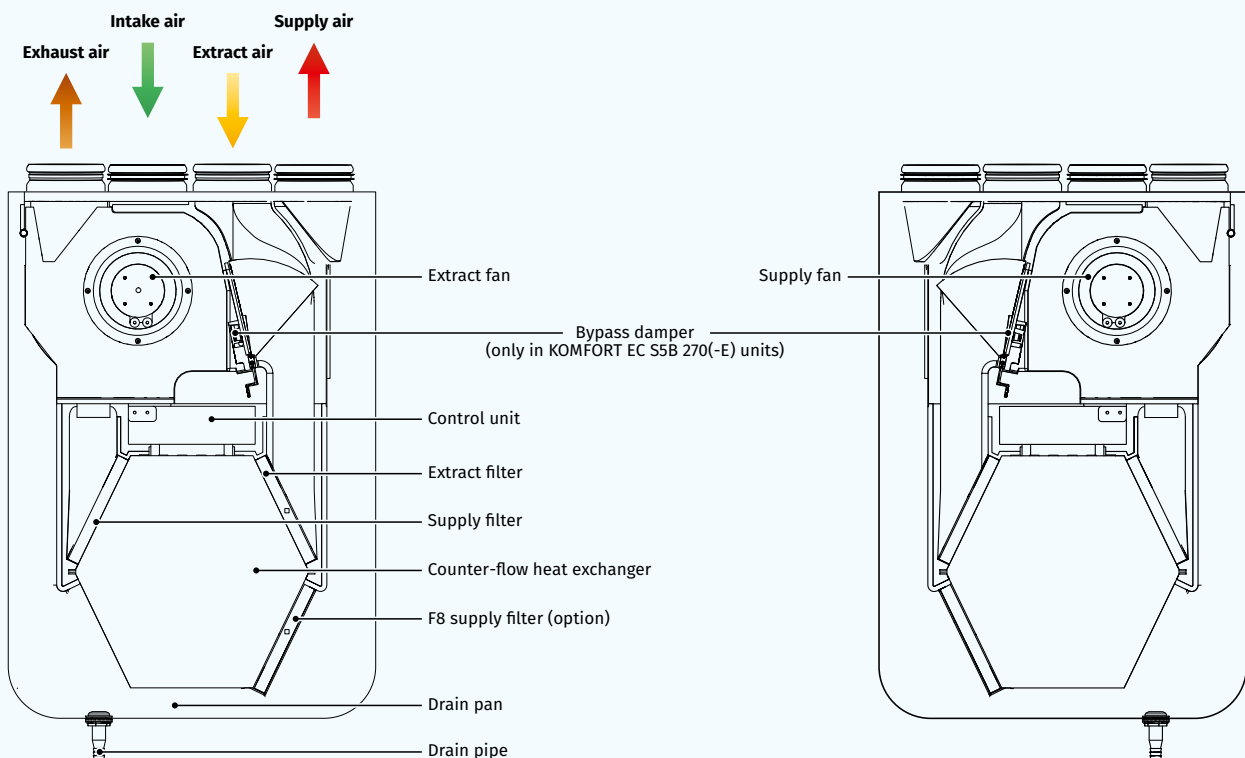
Air filtration

- The built-in G4 supply filter and G4 extract filter provide air filtration.
- The F8 supply filter (specially ordered accessory) may be used for efficient supply air filtration.

Bypass

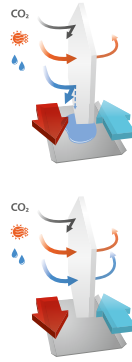
- The **KOMFORT EC S5B 270(-E)** models are equipped with a bypass which can be opened to cool down the ventilated area with cool intake air, if required.

EPP HEAT AND ENERGY RECOVERY AIR HANDLING UNITS



Heat recovery

- The **KOMFORT EC S5B 270** unit is equipped with a plate counter-flow polystyrene heat exchanger for heat recovery. The unit condensate is collected and drained to the drain pan under the heat exchanger.
- The **KOMFORT EC S5B 270-E** unit is equipped with an enthalpy plate counter-flow heat exchanger for energy (heat and humidity) recovery. Due to humidity recovery condensate is not generated in the enthalpy heat exchanger.
- The air flows are completely separated in the heat exchanger. Thus smells and contaminants are not transferred from the extract air to the supply air.
- Heat recovery is based on heat and/or humidity transfer through the heat exchanger plates. In the cold season supply air is heated in the heat exchanger by transferring the heat energy of warm and humid extract air to the cold fresh air. Heat recovery minimizes ventilation heat losses and heating costs respectively.
- In the warm season the heat exchanger performs reverse and intake air is cooled in the heat exchanger by the cool extract air. That reduces operation load on air conditioners and saves electricity.



Mounting


- The ventilation units are designed for wall and floor mounting.
- Due to universal casing design both left and right mounting is possible.

Control and automation


- The **KOMFORT EC S5B 270(-E) S21** units are equipped with an integrated automation system. The remote control panel is not included in the delivery set (sold separately).
- The S21 controller allows integrating the unit into the **Smart Home** system or **BMS (Building Management System)**.
- Unit control via Wi-Fi using the mobile application **Blauberg AHU**.



Download the **Blauberg AHU** app for Android







Download the **Blauberg AHU** app for iOS



- The **KOMFORT EC S5B 270 (-E) S14** units are equipped with an integrated automation system and the S14 wall mounted sensor control panel with LED-indication.

Automation functions

Functions	KOMFORT EC S5B 270(-E) S21	KOMFORT EC S5B 270(-E) S14
Unit control via Wi-Fi using a mobile application	+	-
Unit control via a remote wired control panel	S22 control panel (option) 	S14 control panel 
Unit control via a remote wireless control panel	S22 Wi-Fi control panel (option) 	-
Unit control via a remote wired LCD control panel	S25 control panel (option) 	-
BMS (Building Management System)	RS-485	-
	Wi-Fi	-
	Ethernet	-
	MODBUS (RTU, TCP)	-
Blauberg Cloud Server service	+	-
Speed switch	+	+
Filter replacement indication	by filter timer	by filter timer
Alarm indication	full alarm description in the mobile application	LED indication about alarms
Week scheduled operation	+	-
Bypass	automatic	-
	manual	manual
Timer	+	-
Boost mode	+	-
Fireplace mode	+	-
Freeze protection	using cyclical stops of the supply fan	using cyclical stops of the supply fan
	using preheating (option)	-
Reheater connection	option	-
Cooler connection	option	-
Minimum supply air temperature control	+	-
Humidity control	option	option
CO ₂ control	option	option
VOC control	option	-
PM2.5 control	option	-
Fire alarm sensor connection	option	option

Option: the functionality is available when purchasing the appropriate accessory (see the "Accessories" section)

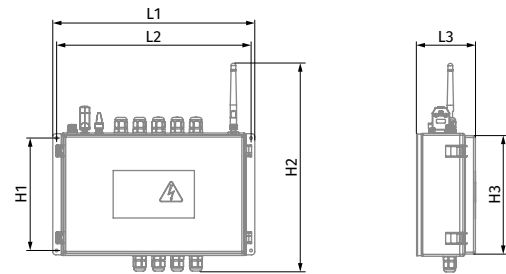
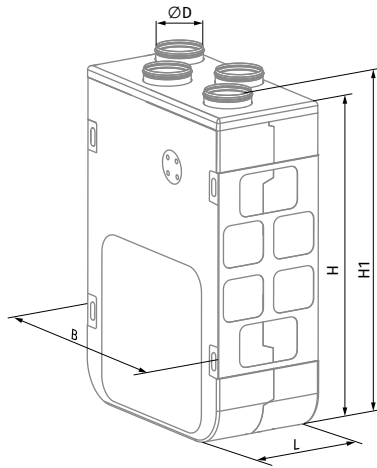
Designation key

Series	Motor type	Spigot orientation	Casing modification	Bypass	Rated air flow [m³/h]	Heat exchanger type	Control
KOMFORT	EC: electronically commutated motor	S: vertical spigot orientation	5: EPP	B: integrated bypass	270	_: heat recovery -E: energy recovery	S21 S14

Overall dimensions [mm]

Model	Ø D	B	H	H1	L
KOMFORT EC S5B 270(-E) S21/S14	125	590	852	893	316

	L1	L2	L3	H1	H2	H3
External automation unit (only units with S21 automation)	324	313	93	180	330	196



Technical data

Parameters	KOMFORT EC S5B 270 S21 KOMFORT EC S5B 270 S14	KOMFORT EC S5B 270-E S21 KOMFORT EC S5B 270-E S14
Voltage [V / 50 (60) Hz]	1 ~ 230	1 ~ 230
Power [W]	162	162
Current [A]	1.2	1.2
Maximum air flow [m³/h (l/s)]	300 (83)	300 (83)
RPM [min⁻¹]	3200	3200
Sound pressure level at 3 m [dBA]	34	34
Transported air temperature [°C]	-25...+40	-25...+40
Casing material	EPP	EPP
Insulation	15–26 mm EPP	15–26 mm EPP
Extract filter	G4	G4
Supply filter	G4 (option: F8)	G4 (option: F8)
Connected air duct diameter [mm]	125	125
Weight [kg]	13	13.5
Heat recovery efficiency [%]	87–98	72–94
Heat exchanger type	counter-flow	counter-flow
Heat exchanger material	polystyrene	enthalpy
SEC class for S21 and S14 automation	A+	A
ErP	2016, 2018	2016, 2018

Sound power level, A-weighted	Total	Octave frequency band [Hz]								LpA 3 m	LpA 1 m
		63	125	250	500	1000	2000	4000	8000		
LWA to supply inlet [dBA]	82	65	63	65	80	74	74	68	64		
LWA to supply outlet [dBA]	66	60	56	55	63	58	49	40	33		
LWA to exhaust inlet [dBA]	85	64	67	71	81	77	79	75	67		
LWA to exhaust outlet [dBA]	71	51	64	62	68	60	60	50	42		
LWA to environment [dBA]	55	37	45	44	53	43	43	40	38	34	44

Data provided for point 1 of the air flow diagram

Point	Unit power [W]	Sound pressure level at 3 m (1 m) [dBA]
1	153	34 (44)
2	150	34 (44)
3	142	33 (43)
4	62	30 (40)
5	60	29 (39)
6	59	28 (38)
7	17	27 (37)
8	17	23 (33)
9	16	23 (33)

BRE

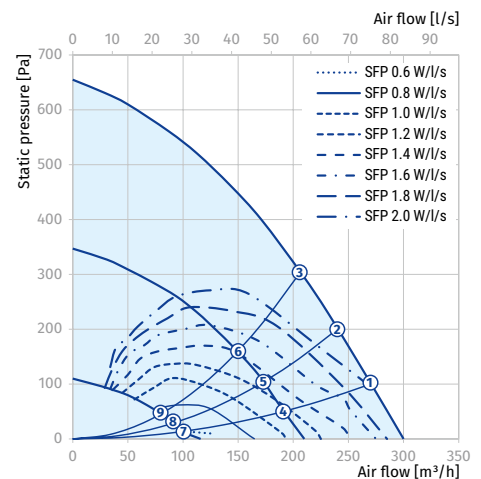
Exhaust spigot configuration	Air flow rate [l/s]	Specific fan power [W/l/s]	Heat exchange efficiency [%]
Kitchen + 1 additional wet room	21	0.73	85
Kitchen + 2 additional wet rooms	29	0.86	84
Kitchen + 3 additional wet rooms	37	1.08	82
Kitchen + 4 additional wet rooms	45	1.39	81

Calculation of air temperature downstream of the heat exchanger:

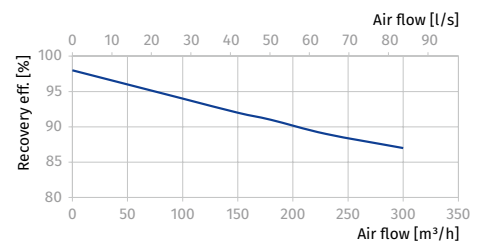
$$t = t_{\text{outd}} + k_{\text{hr}} \times (t_{\text{extr}} - t_{\text{outd}}) / 100,$$

where

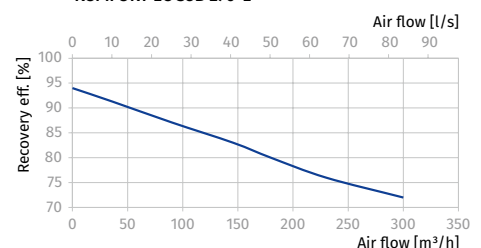
- t_{outd} – outdoor air temperature [°C]
- t_{extr} – extract air temperature [°C]
- k_{hr} – heat exchanger efficiency (according to the diagram) [%]



KOMFORT EC S5B 270























KOMFORT EC S5B 270-E



EPP HEAT AND ENERGY RECOVERY AIR HANDLING UNITS

Accessories

		KOMFORT EC S5B 270(-E) S21	KOMFORT EC S5B 270(-E) S14
G4 panel filter		FP 264x182x18 G4	FP 264x182x18 G4
F8 panel filter		FP 264x182x18 F8	FP 264x182x18 F8
Control panel		S22	-
Wireless control panel		S22 Wi-Fi	-
LCD control panel		S25	-
Humidity sensor		FS2	FS2
Humidity sensor		HR-S	HR-S
CO ₂ sensor		CD-2	CD-2
CO ₂ sensor with indication		CD-1	CD-1
VOC sensor		DPWQ30600	-
CO ₂ sensor		DPWQ40200	-
Humidity sensor		DPWC11200	-
Electric preheater		EVH 125	-
Electric reheater		ENH 125	-
Syphon kit (for the units without an enthalpy heat exchanger)		SFK 20x32	SFK 20x32
Air damper		VKA 125	VKA 125
Electric actuator		LF230	LF230

KOMFORT EC S5 270(-E) S2		
G4 panel filter		FP 264x182x18 G4
F8 panel filter		FP 264x182x18 F8
Syphon kit (for the units without an enthalpy heat exchanger)		SFK 20x32